












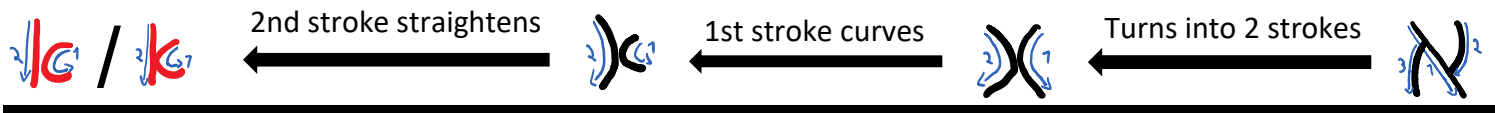



Practice writing each of the letters learned during this lesson. When there's more than one acceptable way to write the letter, all options are provided:










NOTE: ' is half the size of a normal letter.

	
	I/Y
	
	H
	
	Restart / British T

How the script versions developed to make handwriting easier:

Script		Block	Sound
			I/Y
			H
			Restart

If you want to know how to write by hand, you may practice writing the cursive letters below. When there's more than one acceptable way to write the letter, all options are provided:

		
		I/Y
		
		H
		
		Restart / British T